

## GENERAL INSTRUCTIONS for updating the Music Packet for next Sunday.

You can only do so when the latest Music Packet has been downloaded to the [www.mondoymusic.com](http://www.mondoymusic.com) website; you'll know that via e-mail, phone text (from your director) or by simply going the website to confirm that the latest Music Packet is already downloaded.

---

1) Set up your tablet: a) make sure you're **connected to your home internet**

2) **Know your navigation tools:**

||| *see open windows*. You can delete all available screens ("windows") or swipe them upwards to delete. If you touch one, you've selected it pop up for use.


□ *home screen*


< *back up one step* (to previous window)

These same tools are also on the assistant menu,  which you can drag/place anywhere.

You can do all of the above on it, as well as start the power-off sequence. (*You touch elsewhere on the screen to hide it*)

---

3) **Clear your downloads folder** of all (old) files, to prevent confusion. Go to your My Files shortcut  Go into the Downloads folder; If there are any files there you really don't need, delete them to the trash.


Method: Go : Edit, then select "all." Delete  ((at bottom of screen).

When pau go to ||| and clear all. Press home □ to get to home screen again.

Now there are NO files in the download folder.

*Proceed below if the downloads folder is already empty*

4) **Clear your internet browsing**

Go to Chrome (internet browser) shortcut, 

Go the the three-dot menu : often called "more options menu," in the top-right corner.

It provides access to additional functions or settings. Choose

⊕ History, then

Clear browsing data / All time / clear data on bottom right.

Now your browser has no old "hangover" references to the internet.

---

5) **To download** the *00\_SundayPacketOnline\_CHR-GTR* file to the downloads folder;

On □ home screen go to  "Order of Music" shortcut, it goes to the music menu page.

Touch either **CHOIR packet** or **Guitar Packet** (they are the same).

You will be prompted to download, Always do so or, if prompted, press : "keep"

*If it asks you to replace another file by the same name, you've not completed steps 1, 3, 4 above* 😞

When pau go to ||| and clear all. Press home □ to get to home screen again.

Now we can move the *00\_SundayPacketOnline\_CHR-GTR* file from the Downloads folder to the *00\_SJV Sunday* folder.

6) Go to your My Files shortcut,



a) 1st, We can ready the destination folder by clicking Internal Storage to reveal the sub-folders.

One of them is 00\_SJV Sunday, and should be listed as a sub-folder.

2nd, now touch the Downloads folder to reveal the file we wish to move. While there

b) Go to  $\vdots$ , Edit, then select that one file. Sometimes it will already be selected, that's OK: proceed.

c) bottom press  $\square$  Move Then press (in left folders column)  $\square$  00\_SJV Sunday as the destination folder. Note bottom right prompts Move here. Press that, of course. Answer Replace when prompted.

When pau go to  $\|\|$  and clear all.

Press home  $\square$  to get to *home screen* again.

Now your Sunday shortcut points (directs you to) that (latest) music packet.

---

***N.B. If your shortcut is "ghosted", here's how to re-create a shortcut:***

1] Delete the shortcut by touch/hold until the options appera. Choose "remove"

If you've (earlier) moved the 00\_SundayPacketOnline\_CHR-GTR file to the downloads folder, go to the **downloads folder**. Go  $\vdots$  Edit, select the file. Sometimes it will already be selected, that's OK: proceed.

Then on the bottom right choose  $\vdots$  More / Add to Home screen / Add.

Now, press  $\square$  *home screen* to get where the shortcut was deposited. You're shortcut is now at the top of the page. You may hold / drag it to the very bottom of the screen. P ress  $\square$  *home screen* . Now the Sunday shortcut is functional and will call up that file.

---

**More maintenance thoughts:**

-Turn off your wi-fi (internet) connection if you're not using it.

-Keep your tablet fully charged so that it won't die on you when you're practicing or at Eucharist

.-Turn OFF your sound ALWAYS before celebrating Sunday Eucharist. Go to cog-wheel setting upper right / Sounds and Vibration / Mute. Press home  $\square$  to get to *home screen* again.